



MESSY CHURCH @ Home



Welcome to our Pentecost Messy Church! We hope you enjoy the activities inside and we would love to see your creations!

If you can please send pictures of them to Sian, sianbinley@googlemail.com . We plan to put all the pictures we receive on our website and social media channels, so please do say if you would rather we didn't!

This Messy Church @ Home session focusses on the theme of Pentecost.



The festival of Pentecost comes 50 days after Easter (and 10 days after Ascension Day) and remembers when the first disciples received the gift of the Holy Spirit, which Jesus had promised.

The story of Pentecost tells how all the disciples were together when the Holy Spirit came upon them. It was probably hard to describe something so amazing, but images of both wind and fire are used. After they were filled with the Holy Spirit, the disciples all started speaking different languages, which amazed all the people that were listening. Then Peter spoke to the crowds and told them about Jesus; through these words, many believed and were baptised.

BIBLE LINK:

CAN YOU FIND THIS STORY IN THE BIBLE?

You can read the full story in the book of Acts, chapter 2.

THINK!

Tell the story of Pentecost in your own words and talk about how it would have felt to have been there. You might even like to retell the story using pictures, Lego or even act it out!

QUESTIONS....

1. Why do you think did Jesus' friends stay in Jerusalem?
2. What were the three signs of the Holy Spirit?
3. Who do you think can receive the gift of the Holy Spirit today?

CRAFT IDEAS

Flames of the Holy Spirit headband.



- Using coloured card, cut it into strips
- Bring the ends of the card together around your head and stick the ends together.
- If you don't have card you could use paper coloured in. Maybe colour it as bright as you can!
- Colour the flames above (or draw your own), cut out and stick to your headband.

Think

How do you think the people felt when the Holy Spirit descended upon them?

Pentecost Wind Twirler



You'll need a paper plate, coloured pens or paper, scissors, string and Sellotape.

Draw a spiral on your paper plate/card/paper starting from the edge moving towards the centre.



Colour the paper plate/card/paper with doves, flames or flame colours. Then cut the paper plate along the spiral line.

Attach the string to the middle of the paper plate with Sellotape or a staple. Then hang it up and enjoy!

Think! Try to take a moment to feel the wind on your face and think about the Holy Spirit blowing all around you.

Holy Spirit Dove



You will need: paper, scissors, pens and pencils

1. Draw a large circle of white paper (a CD or bowl makes a good template). Then cut it out and fold it in half.
2. Cut a rectangle out of white paper and then "accordion fold" it.
3. Make a small slit in the middle of the circle near the top (folded edge).
4. Slide the accordion folded paper through the slit to make the wings.
5. Cut out a small paper triangle out (either from yellow/ orange paper or colour it in with pens), then glue it to one end of the circle, for the beak.
6. Draw an eye on both sides of the dove.

Think!

Why is the Holy Spirit represented by a Dove? What does the Dove make you think of?

Anne's Pentecost Cupcakes



CAKES.

110g caster sugar

110g soft margarine

2 eggs (beaten)

110g Self Raising flour

BUTTERCREAM

75g soft butter or margarine

175g icing sugar

2 teaspoons milk

orange or yellow food colouring

Vanilla flavouring

Sliced Strawberries for Decoration

EQUIPMENT

Mixing bowl

Wooden spoon and Metal spoon

Muffin tin

Cupcake cases

METHOD

1. Set the oven to 180° F.
2. Wash hands
3. In the mixing bowl, beat together the sugar and marg, using the wooden spoon, until light in colour and fluffy.
4. Add the beaten eggs one at a time and the vanilla flavouring, beating in well.
5. Add the flour, folding in gently with the metal spoon.
6. Spoon the mixture into the cases about 2/3 full.
7. Bake for 20 mins and allow to cool.
8. Make the butter cream by putting all the ingredients in a bowl and beating together with a wooden spoon until smooth.
9. When the cupcakes are cooled, spread or pipe the butter cream onto each cake.
10. Place 3 pieces of the sliced strawberries onto each cake, pointed end up to look like flames.

Think!

After the day of Pentecost occurred, the bible told us that the disciples continued praying, eating together and sharing what they had. Who could you share the cupcakes you have made with?

Flames of the Spirit Picture



What you need.....

- Paper
- Fire coloured paints
- A fork or a straw

You can make your flames in a number of ways; either

- Dip your fork into your paints and swirl the fork onto your paper to make the flames
- Or, put blobs of each colour of paint onto your paper. Blow the paint blob using your straw to create flames

Think!

Why do you think the Holy Spirit descending is described as tongues of flames?

Model Church

Since the day of Pentecost, the Christian Church has grown so that it now has approximately 2.4 billion members across the globe. Because of what happened on that day, Pentecost is often thought of as the birthday of the church.



Build a model of St John's Church out of 'junk' or out of Lego, Duplo, or another construction toy.


Or you might like to 'build' St John's on the computer, for instance using Minecraft.

You could even add some special features that you would like to see at St John's!

Think!

As you build it, you might like to pray for people you know from church and for people you would like to become part of the church.

Fruit of the spirit necklace



- Print out the picture above (link on our website) or draw your own fruit in circles.
- Colour in the fruit and then cut out the circles.
- Punch a hole in the top of the circle. Ask a grown up for help!
- Thread the fruit circles onto some string or wool.
- Tie behind your neck for a wonderful Fruits of the Spirit necklace.

Think!

Can you think of times when you have shown or shared the Fruits of the Spirit?

Activity Sheets

PENTECOST


Reading from the Bible

Acts
chapter
2

LANGUAGES I
CAN SPEAK

- 1 _____
- 2 _____
- 3 _____

(CONTINUE OVER LEAF)





FIRE

Things that fall
over when it's windy

- 1 _____
- 2 _____
- 3 _____
- 4 _____
- 5 _____

Why the hurricane
sound, fire and
different languages?

your ideas here



What seemed to be tongues of
fire came to rest on each of
them... It sound like a violent gale...
they were filled with the Holy
Spirit and began to speak in
languages from all around the world...

OR




How do you imagine the scene?

I spend time listening to _____
but I would prefer to listen to _____

I would like
to speak to

what happened
before this story?

What happened next?



My name is

I prefer:

- Flying a kite
- sailing
- chasing leaves



My hair on a
windy day

MARKS OUT OF 10

- Ornate fireplace
- Fire alarm going off
- Fire Engine
- Firefox
- Bonfire night

I would
like it
if the
spirit
helped
me to...



The Day of Pentecost

All of them were filled with the Holy Spirit and began to speak in other languages, as the Spirit gave them ability. Acts 2:4 (NIV)

Each number represents a letter of the alphabet. Substitute the correct letter for the numbers to reveal the coded words.



I	Z	X	B	Q	D	M	T	A	U	J	C	W	V	K	E	R	S	H	F	L	P	G	N	O	Y
1	2	3	4	5	6	7	8	9	10	11	12	13	14	15	16	17	18	19	20	21	22	23	24	25	26

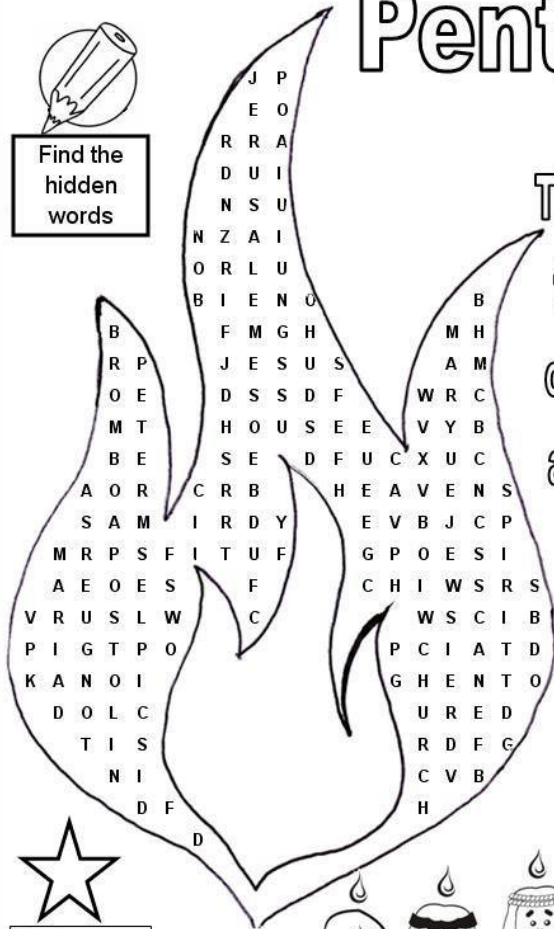
- 18-25-10-24-6 _____
- 13-1-24-6 _____
- 20-1-21-21 _____
- 19-25-10-18-16 _____
- 20-1-17-16 _____
- 19-25-21-26 _____
- 18-22-1-17-1-8 _____
- 18-22-16-9-15 _____
- 21-9-24-23-10-9-23-16 _____
- 19-16-9-14-16-24 _____

WIND	SPEAK	HOLY	SPIRIT	LANGUAGE
FIRE	SOUND	HOUSE	FILL	HEAVEN

Pentecost



Find the hidden words



Then there appeared to them tongues as of fire, which parted and came to rest on each one of them.

Acts 2:3



Wind
Heaven
House
Tongues
Fire
Spirit
Jews
Jerusalem
Peter
Jesus
Wine
Disciples
Mary
Church

B
I
B
L
E
K
I
D
S
·
E
U

